





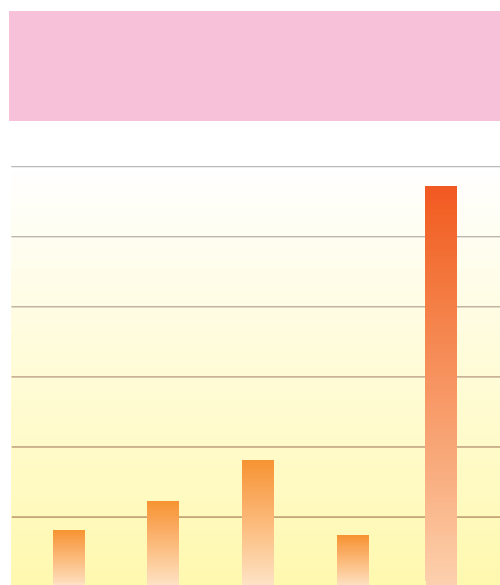
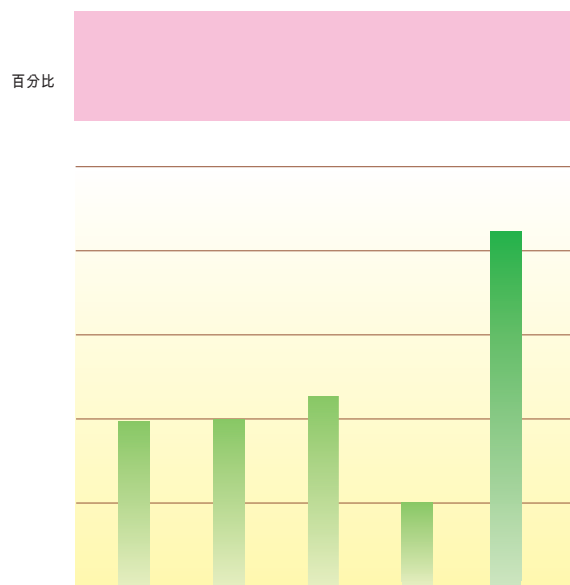


財務要點 Financial Highlights





財務要點 Financial Highlights



主要財務數據 Major Financial Data

		2004	年度變動 Year on Year change %
營業額／千美元	Turnover/US\$'000	1,466,889	+16.36
EBITDA／千美元(邊際率)	EBITDA/US\$'000 (margin)	398,945 (27.20%)	+185.36
經營溢利／千美元(邊際率)	Operating profit/US\$'000 (margin)	311,965 (21.27%)	+416.31
純利／千美元(邊際率)	Net profit/US\$'000 (margin)	286,429 (19.53%)	+699.72
每股溢利／美仙	EPS/US cents	5.13	+701.56
活動所得現金淨額／千美元	Net cash from operating activities/US\$'000	119,264	-24.17
製成品周轉期／天	Finished goods turnover/days	10.73	-13.58
應收賬款周轉期／天	Accounts receivable turnover/days	16.62	+9.36
負債與資本比率／倍	Gearing ratio/times	0.14	-76.67
(淨借貸相對於股東權益)	(Net debt to shareholders' equity)		
負債比率／%	Debt ratio/%	36.86	-33.22
(總負債相對於總資產)	(Total liabilities to total assets)		