

fe fe o e j e : c i e C d k e K J k f b o e f fe fe C d k k b j e f
i j g f e j Y c k p f i k fe k e k j f k j e e f l e d e k d b j e f i g i j e k k f e j k f k j l i p f i
f d g c k e j j e o g i j j p j c d j e p c Y c k p n k j f m i f i e p c f j j f n j f m i i j e i f d f i e
i c e l g f e k n f c f i e p g i k f k fe k e k j f k j e e f l e d e k

康師傅控股
TINGYI (CAYMAN ISLANDS) HOLDING CORP.
康師傅控股有限公司
e f i g f i k e k : p d e j c e j n k c d k c Y c k p

A presentation in relation to the results of Tingyi (Cayman Islands) Holding Corp. and its subsidiaries for the Interim Results for the Six Months ended 30 June 2020 is appended to this announcement.

By order of the Board

Company Secretary

Hong Kong, 24 August 2020

j k k k f k j e e f l e d e k D i fe D e D i A l e i f D i fe : e D i f i
J e f i D i l b f K b j e D j K j e : e i o l k m i k f i j f k : f d g e p D i j l
J e : l e D i C K f e f b e D i i f d l l b i e g e e k e f e o l k m i k f i j f k
: f d g e p

! f i e k k f e g l i g f j j f e p

n Y j k h g n n n d j k i b f e f d e
h g n n n i j f d c j k f b k e p

Tingyi Holding Corp.

1H2020 Interim Results

24 August 2020



欢乐饮食 美好生活
Life + Delicacy

The information contained in this presentation is intended solely for your personal reference. Such information is subject to change without notice and no representation or warranty express or implied is made as to, and no reliance, should be placed on, the fairness, accuracy, completeness or correctness of the information contained in this presentation. This presentation does not intend to provide, and you may not rely on this presentation as providing, a complete or comprehensive analysis of the Company' s financial or trading position or prospects. None of the Company nor any of its respective affiliates, advisors or representatives shall have any liability (in negligence or otherwise) whatsoever for any loss or damage howsoever arising from any use of this presentation or its contents or otherwise arising in connection with this presentation.

This presentation contains projections and forward-looking statements that may reflect the Company' s current views with respect to future events and financial performance. Readers are cautioned not to place undue reliance on these forward-looking statements which are subject to various risks and uncertainties and no assurance can be given that actual results will be consistent with these forward-looking statements. The Company undertakes no obligation to publicly update or revise any forward-looking statements, whether as a result of new information, future events or otherwise.

This presentation does not constitute an offer or invitation to purchase or subscribe for any securities or financial instruments or the provision of any investment advice, and no part of it shall form the basis of or be relied upon in connection with any contract, commitment or investment decision in relation thereto, nor does this presentation constitute a recommendation regarding the securities or financial instruments of the Company.

Financial Highlights

2020 稳步向前

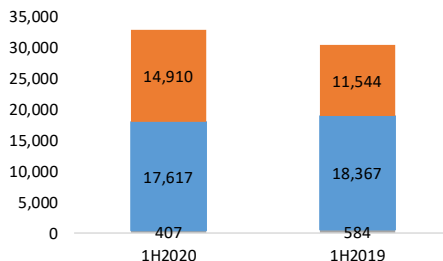
RMB in Million	1H2020	1H2019	YOY
Revenue	32,934	30,495	8.00%
Gross Profit	11,010	9,736	13.08%
Gross Margin	33.43%	31.93%	1.50ppt
EBITDA	5,167	4,154	24.37%
Net Profit	2,653	1,802	47.26%
Profit Attributable to Owners of the Company	2,380	1,503	58.37%
Net Margin	7.23%	4.93%	2.30ppt
EPS (cents)	42.33	26.74	15.59cents

Revenue by Segment

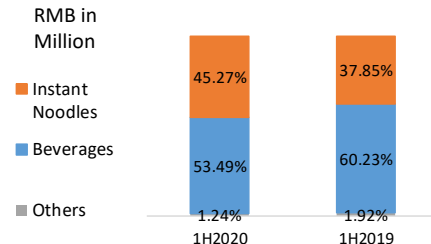
2020 稳步向前

Business Review Revenue by Segment

Revenue Change
1H2020 Vs. 1H2019



Revenue Structure
1H2020 Vs. 1H2019



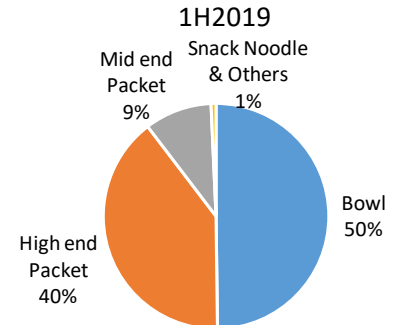
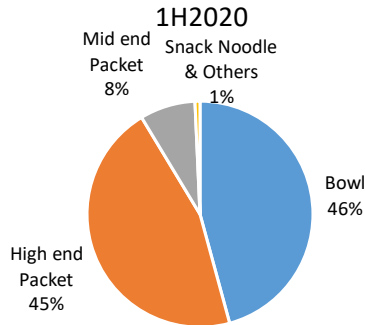
Revenue Change			
RMB in Million	1H2020	1H2019	YOY
Instant Noodles	14,910	11,544	29.16%
Beverages	17,617	18,367	-4.09%
Others	407	584	-30.22%
Total	32,934	30,495	8.00%

Revenue Structure		
1H2020	1H2019	YOY
45.27%	37.85%	7.42ppt
53.49%	60.23%	-6.74ppt
1.24%	1.92%	-0.68ppt
100%	100%	

Instant Noodle Revenue by Product

2020 稳步向前

Business Review Revenue by Product



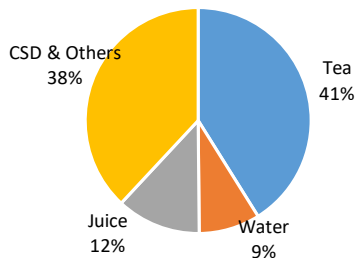
RMB in Million	1H2020	1H2019	YOY
Bowl	6,824	5,749	18.71%
High end Packet	6,797	4,598	47.84%
Mid end Packet	1,183	1,115	6.16%
Snack Noodle & Others	106	82	27.35%
Total	14,910	11,544	29.16%

Beverage Revenue by Product

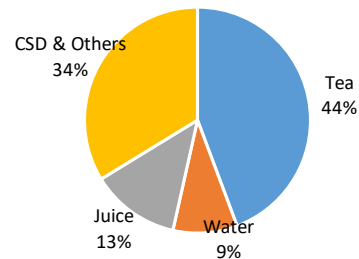
2020 稳步向前

Business Review Revenue by Product

1H2020



1H2019



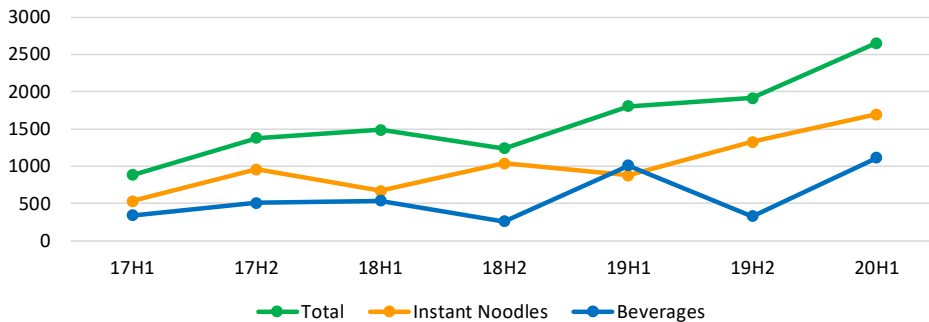
RMB in Million	1H2020	1H2019	YOY
Tea	7,241	8,137	-11.01%
Water	1,542	1,689	-8.71%
Juice	2,129	2,344	-9.20%
CSD & Others	6,705	6,197	8.20%
Total	17,617	18,367	-4.09%

Net Profit

2020 稳步向前

Business Review Net Profit

RMB in Million

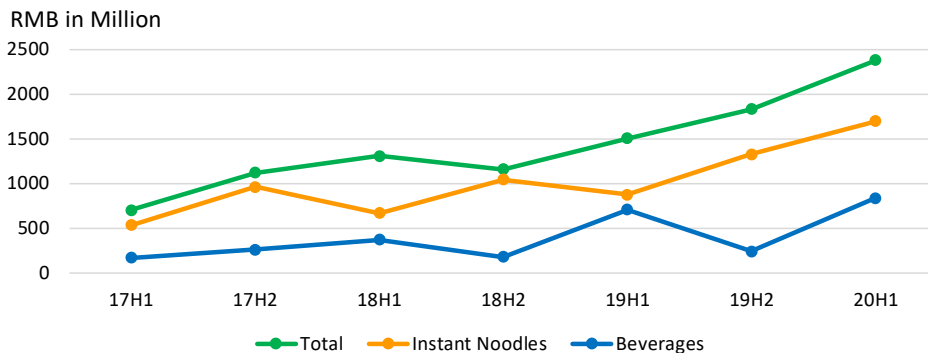


RMB in Million	1H2020	1H2019	YOY
Instant Noodles	1,694	875	93.67%
Beverages	1,111	1,011	9.92%
Others	-152	-84	-81.26%
Total	2,653	1,802	47.26%

Profit Attributable to Owners of the Company

2020 稳步向前

Business Review Profit Attributable to Owners of the Company

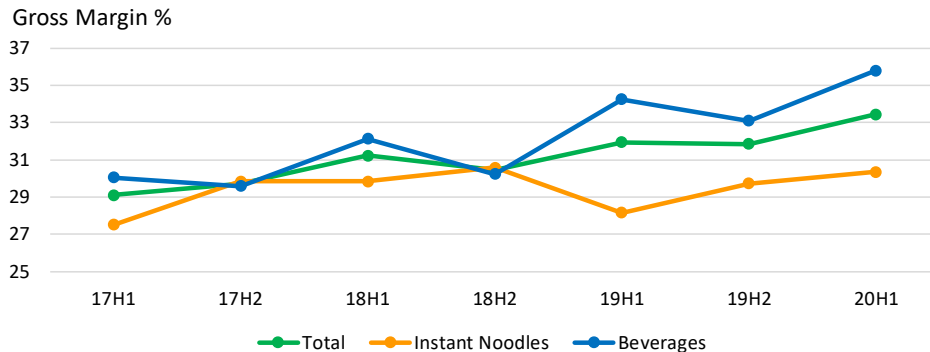


RMB in Million	1H2020	1H2019	YOY
Instant Noodles	1,694	875	93.54%
Beverages	838	706	18.73%
Others	-152	-78	-94.06%
Total	2,380	1,503	58.37%

Gross Margin

2020 稳步向前

Business Review Gross Margin %

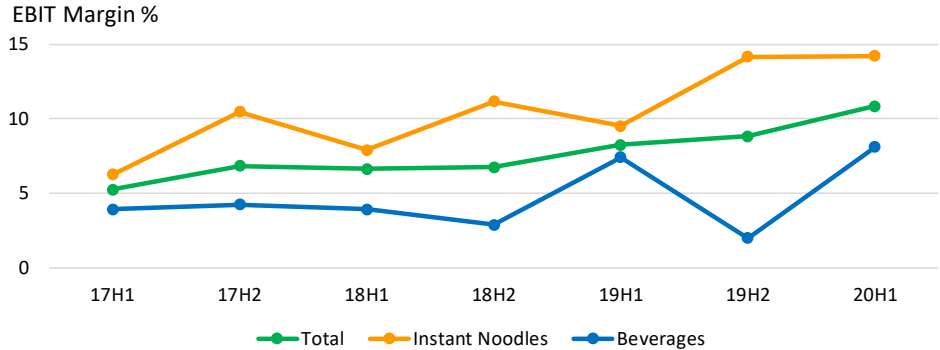


%	1H2020	1H2019	YOY
Instant Noodles	30.35	28.16	2.19ppt
Beverages	35.78	34.24	1.54ppt
Others	44.53	33.66	10.87ppt
Total	33.43	31.93	1.50ppt

EBIT Margin

2020 稳步向前

Business Review EBIT Margin %



%	1H2020	1H2019	YOY
Instant Noodles	14.20	9.51	4.69ppt
Beverages	8.11	7.40	0.71ppt
Others	6.37	9.28	-2.91ppt
Total	10.85	8.24	2.61ppt

ROA and ROE Up due to Profit Growth

2020 稳步向前

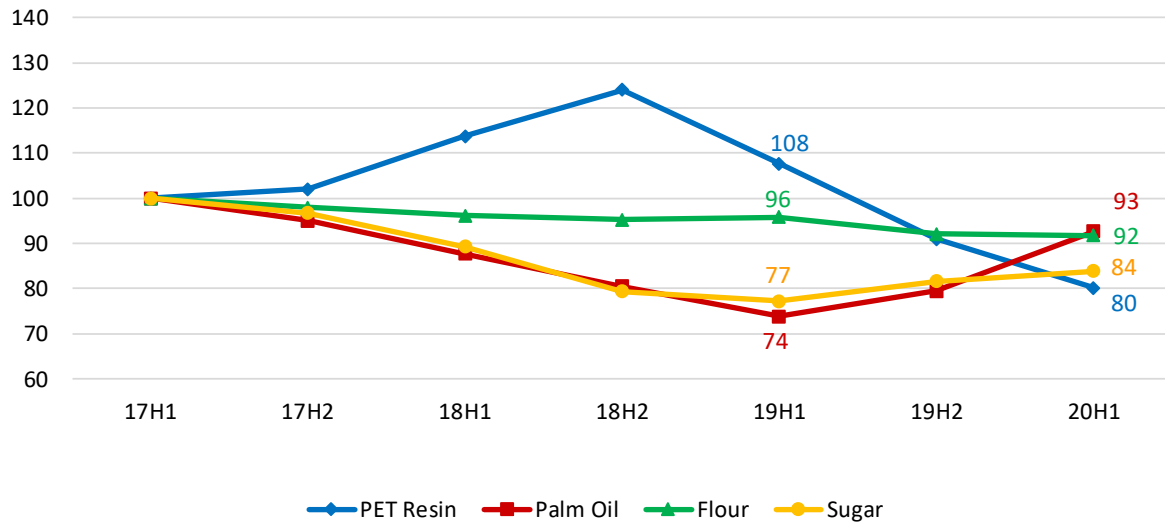
Business Review Financial Index

RMB in Million	1H2020	1H2019	YOY
ROA (Annualized)	11.74%	9.25%	2.49ppt
ROE (Annualized)	25.02%	15.67%	9.35ppt
Current Ratio	0.86	0.86	0.00
Gearing Ratio	-45.62%	-33.08%	-12.54ppt
A/R Turnover/Days	9.48	11.30	-1.82days
Finished Goods Turnover/Days	17.90	14.23	3.67days

Material Price Index

2020 稳步向前

1H/17=100



Nation-Wide Distribution Network

	As at 30/6/2020	As at 31/12/2019
* Sales Office	367	371
Warehouse	203	182
Wholesaler	41,648	36,186
Direct Retailer	188,446	185,789

* Sales Office: The statistics are based on middle-sized sales units located in prefecture-level cities

Production Lines

Instant Noodles	163	165
Beverages	408	425
Others	13	14